

FMCA
Your RVing Family

FMCA'S 109TH INTERNATIONAL CONVENTION & RV EXPO



CONFIRMATION GUIDE

AUGUST 14-17, 2024 • DESCHUTES COUNTY FAIR & EXPO CENTER • REDMOND, OREGON



Glenda & Gary Milner

Congratulations on being part of FMCA's 109th International Convention & RV Expo. This booklet includes information to help you plan your trip to Redmond and what to do when you arrive. Please read carefully, and we will look forward to seeing you there.

- To park the large number of RVs that attend an FMCA International Convention, parking must begin several days prior to the event. For this event, Welcome Bags will be distributed as attendees arrive.
- **Download the FMCA App**, read the program included in your Welcome Bag — or the electronic version at FMCA.com — **and plan what you would like to see and do during the convention.**
- During the “Adventure Peaks” convention, on-grounds transportation using activity golf carts will be available for you to get from the parking lots to the activity areas and back (limited service on Monday, August 12; full service begins Tuesday, August 13). If you have a bicycle, we encourage you to bring it.
- On Wednesday, August 14, the RV Displays and Indoor Exhibits will be open from 1:00 pm to 5:00 pm, as participating exhibitors unveil their latest models and newest products. Take advantage of this opportunity to shop for whatever you may need to make your RVing experience more enjoyable.
- **For your safety, please do not visit the exhibit areas during set-up days.** All exhibits will be open from 1:00 pm to 5:00 pm on Wednesday, August 14; 9:00 am to 5:00 pm on Thursday and Friday, August 15 and 16; and 9:00 am to 3:00 pm on Saturday, August 17.

If you still have questions, please call the FMCA events department at 1-800-543-3622. Safe travels, and we are eager to have our FMCA family reunited in Redmond.

Gary Milner, F409834
FMCA National President

CHAPTER

FAIR

TUESDAY, AUGUST 13, 2:45 PM
FIRST INTERSTATE BANK CENTER
FOLLOWING FIRST-TIMER'S ORIENTATION

This is the perfect opportunity for you to visit one or more FMCA chapters all in one spot. See chapter displays and talk with enthusiastic members who will be happy to tell all about the fun of being part of a chapter. Ask questions and even join a chapter or two that you find interesting. You won't want to miss this chance to learn about FMCA's many chapters, so put the “Adventure Peaks” Chapter Fair on your schedule.

If you are a chapter leader interested in participating, contact the Chapter Services Department by emailing chapters@fmca.com. You will receive a confirmation email with more information about setup, etc. The deadline to reserve your table is July 26.

FMCA MOBILE EVENT APP

The “Adventure Peaks” convention is right around the corner, and we are preparing for an incredible event.

One of the best tools to help make for an enjoyable experience in Redmond is the FMCA Mobile Event App. It's like having the convention program on your phone – but better. Not only can you find information for all the seminars and activities at the convention, but you can add them into your convention schedule in the app. You can also find exhibitors, entertainment information, important updates like schedule changes/weather, and so much more.

The app will be launched through our partner, Cvent Events, in late July. Registered attendees will receive an email with instructions about how to register and download the app through the App Store or Google Play. Keep an eye on your email inbox, and if you haven't already, follow us on Facebook – more info is on the way!

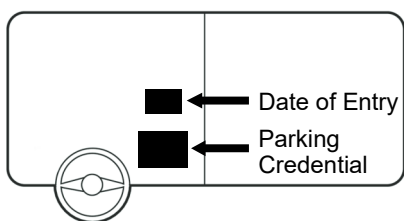
FMCA CONVENTION INFORMATION

ENCLOSED ITEMS

Enclosed are your registration materials, which include everything you need to arrive and be parked. Early event information can be obtained by visiting www.fmca.com and viewing or downloading a digital edition of the event program.

Windshield RV Parking Credentials

Enclosed in this packet are two separate parking credentials to display in the driver's side lower right corner of your windshield when entering the grounds and at all times when parked. The larger card indicates the parking area and the type of service you requested (30-amp, 50-amp, general, full generator, no generator, etc.). The black-and-white card (Date of Entry) indicates the date you should arrive to be parked. Please place the credentials in your windshield in the order indicated below.



The credentials acknowledge your registration and aid the parking personnel who will guide you to the requested parking area. If you arrive early, you may dry camp in the Welcome Area or pay a \$40 fee per night to be parked early. If you decide to leave the grounds in your RV for any reason, you must display the window credentials to re-enter.

Towed Car Credential

Display this credential on the rearview mirror of your towed or towing vehicle. When re-entering the grounds in your towed or towing vehicle, you must display the credential. For security purposes, please print your cell phone number, name, and member number on the credential.

Name Badges

Name badges *must* be worn to gain admittance to the exhibit areas and all activities. There are spaces on the back of the badge to indicate emergency information and your RV location.

First-Time Attendee Ribbons

If you indicated that this is your first International Convention, we have enclosed an information pamphlet and red First Time Attendee ribbons. These attach to your name badges so experienced attendees may welcome you and be available to answer your questions.

International Convention Confirmation Guide

This guide includes a map and directions; emergency service information; International Convention Rules and Regulations; facts about Redmond/Deschutes County; and other information.

Arrival Procedures

Attendees should follow the directions to the Welcome Area indicated later in this booklet. The directions have been determined with the help of the local police so arriving RV traffic can be cleared off the highways as quickly as possible. The Welcome Area will be open starting at 8 am, Sunday, August 11. A member of FMCA's Parking Team will be on duty from 8 am until 5 pm. If you have a towed vehicle, you can unhook it off grounds and have your co-pilot or another member of your party drive it onto the grounds separately or it can be unhooked at the Welcome Area.

If you wish to park with friends, you must arrive together with appropriate admittance credentials or meet in the Welcome Area. Identify your

party by placing a piece of white letter-size paper in the window of each RV. Using a heavy black marker, write the last name of one of the members of your group followed by the position each RV occupies in relation to the total number of RVs in the party (Smith 1 of 3; Smith 2 of 3; etc.). This will alert parking personnel that you wish to park together.

Whether you park on pavement or on grass, we ask that you use wooden blocks or waffle pads under your levelers to keep from sinking the feet and/or damaging the pavement or camping area.

Welcome Bags

Welcome Bags will be distributed upon arrival and will include the event program and other materials.

Departure Procedures

Departure will be on Sunday, August 18. Electric will be turned off at 9 am, and all RVs should be off the property by 12 pm. If you would like to extend your stay, contact the Deschutes County Fair & Expo Center RV Park office to make your arrangements.

Family Emergency Contact Information

The FMCA Information Center number is (513) 909-1701. This number will be in operation beginning Saturday, August 10, at 8 am.

Mail

If you plan to have mail forwarded to this event, it is very important that it be addressed as follows:

Member Name & Member Number
c/o FMCA
Deschutes County Fair & Expo
3800 SW Airport Way
Redmond, OR 97756

Packages sent by FedEx or UPS should be directed to:

Deschutes County Fair & Expo
c/o Hale Expo Services
Member Name, Member Number, and Cell Number
3800 SW Airport Way
Redmond, OR 97756

Mail will be available for pick up on Wednesday, August 14, at the Mail Desk in the Information Center. Mail not picked up from the Info Center by 3 pm, Saturday, August 17, will be sent to FMCA National Office in Cincinnati.

If you plan to pick up your mail at the post office in Redmond, please have it addressed as follows:

Member Name
General Delivery
618 NW Hemlock Ave, Redmond, OR 97756

General

There are no water and dumping facilities at the site. Please arrive with empty waste tanks and a full water tank. Septic trucks will be available to empty holding tanks along with water trucks to fill water tanks. Check your program for information about these services.

The **Information Center/Registration Desk** located in the North Sister building will be in operation Saturday through Saturday, August 10 through August 17, 8 am to 5 pm.

Will Call will be located in the Welcome Area Sunday, August 11, through Tuesday, August 13, 8:00 am to 5:00 pm, and Wednesday, August 14, 8:00 am to 12:00 pm. Will Call will be relocated to the Information Center/Registration Desk in the North Sister building on Wednesday, August 14, at 12:00 pm, and remain there through the duration of the event.

ADVENTURE PEAKS ACTIVITIES

The Events listed are tentative. Please check your program and the FMCA mobile event app when you arrive for exact dates and times.

High Desert Hangout Open

Sun thru Sat, August 11 thru 17, 8 am
North Sister Building

"Altitude Adjustment" Party With The Substitutes

Monday, August 12, 6 pm
Kleen Tank Town Center, Mayfield Circle

Discover DCFE Guided Walkabout

Tuesday, August 13, 10 am to 2 pm
Near Kleen Tank Town Center, Mayfield Circle

First-Timer's Orientation

Tuesday, August 13, 2 pm
First Interstate Bank Center

Chapter Fair

Tuesday, August 13, 2:45 pm
First Interstate Bank Center

"Welcome To Redmond" Party Presented By Beaver Coach Sales

Tuesday, August 13, 6 -9 pm
Downtown Redmond

All Exhibits Open

Wed, 1-5 pm; Thurs and Fri, 9 am-5 pm; Sat,
9 am-3 pm • Middle/South Sister, RV Displays

Card Bingo By Henderson's Line-up

Wednesday, August 14, 6:30 pm
First Interstate Bank Center

The Critical Blues Band

Wednesday, August 14, 7 pm
Kleen Tank Town Center, Mayfield Circle

Karaoke With A Keck

Wed. thru Sat., August 14-17, 8:30 pm
First Interstate Bank Center Receptions Area

Roadmaster Morning Coffee Hour

Thurs, Fri, Sat, August 15, 16, 17, 8 am
Kleen Tank Town Center, Central Park

Bean Bag Toss By Henderson's Line-up

Thursday, August 15, 10 am
Kleen Tank Town Center, Mayfield Circle

Ladies' Luncheon By Wacko Products (ticketed event)

Thursday, August 15, 11:45 am
First Interstate Bank Center Receptions Area

Trivia Challenge By Henderson's Line-up

Thurs, Fri, Sat, August 15-17, 12 pm
Kleen Tank Town Center Tent, Mayfield Circle

Opening Ceremonies

Thursday, August 15, 6:30 pm
First Interstate Bank Center Main Stage

Brian Hanson Band

Thursday, August 15, 7 pm
First Interstate Bank Center Main Stage

Driven To Care Golf Outing

Friday, August 16 • Juniper Golf Club
Check-in: 7 am; Shotgun Start: 8 am

Magic Mile Run/Walk

Friday, August 16, 8 am
Windmill on West Side of Mayfield Circle

Miller Insurance Ice Cream Social

Friday, August 16, 3:30 pm
Kleen Tank Town Center, Mayfield Circle

Whisker Games By Henderson's Lineup

Friday, August 16, 4:15 pm
Kleen Tank Town Center, Mayfield Circle

Great Hat-A-Tude By Henderson's Line-up

Friday, August 16, 4:40 pm
Kleen Tank Town Center, Mayfield Circle

Long Gone Wilder

Friday, August 16, 7 pm
First Interstate Bank Center Main Stage

FMCA Annual Meeting

Saturday, August 17, 9:15 am
First Interstate Bank Center Main Stage

FMCA Supersized Book Club

The Sunriver Murders by Ted Haynes
Saturday, August 17, 1:30 pm
Seminar 5, South Sister, Lava Room

"Mountain Magic" Parade

Saturday, August 17, 5:00 pm
DCFE Grounds to Mayfield Circle

Driven To Care Donation Ceremony

Saturday, August 17, 5:30 pm
Kleen Tank Town Center, Mayfield Circle

"Evening Summit" Chapterfest with Heller Highwater

Saturday, August 17, 6:30 pm
Kleen Tank Town Center, Mayfield Circle

#FMCA

Share The *Fun* On Social Media

#FMCAOR24

Facebook from a phone, tablet, or computer

1. Log into Facebook.
2. If you have not already "liked" our page, search "FMCA RV Association" and follow us.
3. On your own profile, create a new post about your convention experience.
4. Type @fmcafans in your post to tag our page
5. Make sure the post is set to "public" privacy settings so others can see it.

The status update will post on your personal timeline and will link to FMCA's page.

Join our Facebook Group for fellow attendees

1. Log into Facebook.
2. Search "FMCA RV Association" and open our page.
3. Select the "Groups" tab.
4. Click the "Join" button for the "Redmond Attendees – 109th FMCA Convention" group.
5. You will need to be approved by an admin before you are able to participate in the group. We will be checking frequently and approving new requests.



Instagram from a phone or tablet


1. Log into your Instagram account
2. Create a post about your convention experience.
3. Type @fmcarvclub in your post to tag our page.
4. Tag your location as "Deschutes County Fair & Expo Center"
5. Be sure to use the hashtags #fmca and #fmcaOR24
6. Share your photo or video.

You can choose who sees your posts. In your account settings, set your Instagram account to public or private.

X (formerly Twitter) from a phone, tablet, or computer

1. Log into Twitter.
2. Create a tweet about your convention experience and tag @fmca_ (be sure to include the underscore).
3. Include #fmca and #fmcaOR24 in your tweet.

Tagging FMCA will link the tweet to our page and using the hashtags will make the tweets show up in the social stream on the Redmond convention app.



FMCA CONVENTION RULES AND REGULATIONS

1. Parking for registered attendees will take place from 8:00 am to 5:00 pm on Monday, and Tuesday, August 12-13; and 8:00 am to 12:00 pm on Wednesday, August 14. Non-registered attendees may register on site starting at 8:00 am, Sunday, August 11. Registration hours will be from 8:00 am to 5:00 pm on Sunday through Friday, August 11-16, and 8:00 am to 12:00 pm, on Saturday, August 17. If you arrive earlier than the date on your Arrival Card, go to the Welcome Area.
2. Parking spaces will be assigned at the discretion of the Parking Team. First arrivals may not necessarily be parked closer to the activity centers.
3. An adequate parking space is provided for RVs and towed vehicles. RVs, awnings, and equipment must fit within this space.
4. Follow the directions of the Parking Team and park only in allocated spaces. *Improperly parked RVs and/or towed cars will be towed away at the owner's expense.*
5. A special parking area will be provided for RVs that are towing trailers. But leaving trailers connected is not guaranteed.
6. Caravan or large groups coordinators must schedule an arrival time with FMCA's national office (call 800-543-3622). Caravan arrivals will be accepted Monday & Tuesday, August 12 & 13.
7. As the driver of your RV, you are solely responsible for its operation and movement as it is being parked. While Parking Team volunteers may direct or assist you while parking, it is your responsibility to avoid obstacles or situations that could lead to accidents and damage your RV or other's property. **FMCA is not responsible for accidents or damage that occur while you are parking.**
8. Electricity is available at an additional cost. Security will issue fines to anyone procuring electricity illegally, and may request the removal of the RV from the grounds.
9. Attendees may ride activity carts to all activities. Towed cars should not be used to travel to activity centers.
10. Security and safety personnel are responsible for the safety of attendees. Please obey their directions.
11. Please respect all event personnel and volunteers.
12. Pets are welcome but must be kept in the parking areas unless they provide service assistance. Pets are not allowed in the activity centers — seminars, entertainment, morning coffee hour, or exhibit areas. Be a responsible pet owner; clean up pet waste, prevent the pet from making excessive noise, keep it on a leash outside the RV, and do not allow it to relieve itself near RVs.
13. Scooters, Segways, bikes, and other two-wheeled vehicles **are not** permitted inside exhibit buildings, seminar rooms, and other areas restricted to pedestrian traffic. Wheelchairs and mobility carts are permitted in these areas. Your cooperation is appreciated.
14. The use of privately owned golf carts is permitted. **The speed limit is 5 mph.** Headlights must be used before dawn and after dusk. If your cart does not have operating headlights, it cannot be used in the dark.
15. Attendees must have valid insurance on all personal mobility carts and golf carts.
16. The Convention Committee reserves the right to ask violators of the above rules and regulations to leave the grounds.

Service Information

Service is an important function at FMCA conventions, and many manufacturers and component suppliers provide limited service for attendees who are experiencing problems with their RVs. Please refer to the information below regarding emergency service. Do not ask for routine maintenance or for services that can be handled before leaving home.

At this event you will be able to sign up for service prior to arriving in Redmond; on Wednesday, August 14, from 8:00 am to 12:00 pm at the Service Center in the Mt. Jefferson Drive entrance gate; and on site at the service provider's vendor booth. A list of the service providers who have agreed to make pre-convention service appointments, along with their contact information, will be e-mailed to all registered attendees and posted on FMCA.com as the event nears.

In most cases, a service vehicle (van or golf cart) will be dispatched to your motorhome in the family parking area. Service will be performed at the discretion of the manufacturer, component supplier, or service firm. In most cases, non-warranty work will be charged.

LIMITED ON-SITE "EMERGENCY" SERVICE (For Service Related To Health & Safety Issues)

FMCA will permit emergency service vehicles on-site beginning the first Monday, August 12

- Service during the main family parking days — Monday and Tuesday, August 12 and 13 — will be limited to emergency service.
- Emergency service is defined as any service to generators, refrigerators, air conditioners, heaters, and inverters that must be performed to assure the health and safety of members. Regular or preventive maintenance (example: changing oil or filters) or new installations are not considered emergency service.
- No new installations are permitted on RVs parked on-site in the family parking area prior to noon on Wednesday, August 14.
- Service vehicles offering emergency service must display a yellow "Emergency Service" credential on their vehicle.
- There is to be no selling of any product or service in the family parking areas. All sales transactions must be limited to assigned exhibit areas.
- Immediately notify FMCA Security or the FMCA Commercial Office, located in the Middle Sister, Elk Room, if vendors without proper credentials approach you regarding service in the family area.

DIRECTIONS

DESCHUTES COUNTY FAIR & EXPO CENTER, REDMOND, OREGON

NOTE: Although there may be shorter routes to the facility, please use the directions below, which have been developed for the safety of attendees and to minimize traffic tie-ups.

Parking for FMCA's 109th International Convention & RV Expo will begin on Sunday, August 11, at 8:00 am. Display your admittance cards in the lower left-hand corner of the driver's-side windshield. Some groups will be asked to arrive before this date. Please arrive on the date indicated on your Date of Arrival card that was included in your Confirmation Packet or sent to you if you have had our Confirmation Packet held at Will Call.

Some groups may be asked to arrive earlier. Below is a list of these groups and their arrival dates:

Thursday, August 8 — National Officers; Member Staff Chiefs and Coordinators; Parking Team

Friday, August 9 — Member Staff Teams, Welcome Volunteers

Sunday, August 11 — Activity Cart and Security Volunteers; Frustrated Maestros

Monday, August 12 — Coffee Hour, FMCA Store, Information, Mentor, and Seminars Volunteers; First-Time Attendees

The Welcome Area will open on Sunday, August 11, at 8:00 am. All family attendees are directed to go to the Welcome Area where they will be staged before being parked. The Welcome Area is also where attendees can meet up with friends who they would like to park with; pick up credentials that are being held at Will Call; temporarily park if they arrive before the date on their admittance card; or enter if they are not yet registered for the event.

The hours for parking are from 8:00 am to 5:00 pm, Sunday, Monday, and Tuesday, August 11, 12, and 13. If you arrive before or after these hours, please stay in the Welcome Area until the Parking Team resumes parking at 8:00 am. If arriving Wednesday, August 14, or later, proceed to the Welcome Area. If a parking attendant is not available, call 513-909-1701. If you arrive after 5:00 pm, please stay in the Welcome Area until parking resumes at 8:00 am. DO NOT attempt to park without parking attendant assistance.

DIRECTIONS

ADVANCE CREW & PARKING TEAM

From The North

Take Highway 97 South. Exit at Yew Avenue. Turn left on Airport Way and travel 0.2 mile to SW 19th Street. Turn right on SW 19th Street and follow signs into the fairgrounds.

From The South

Take Highway 97 North straight through Bend. From the city limits of Bend, proceed approximately 13 miles and exit at Exit 124, Airport Way. Turn right on Airport Way and proceed 0.2 mile to SW 19th Street. Turn right on SW 19th Street and follow signs into the fairgrounds.

From The East

Take Highway 126 West. Turn left on SE Veterans Way. At the end of SE Veterans Way, turn left on SE Airport Way. Proceed 2.5 miles to SW 19th Street. Turn left on SW 19th Street and follow signs into the fairgrounds.

From The West

Take Highway 126 East. Turn right on SW 27th Street. Proceed on SW 27th Street to the circle. From the circle turn right at Yew Avenue. Proceed on Yew Avenue past Highway 97 and travel 0.2 mile to SW 19th Street. Turn right on SW 19th Street and follow signs into the fairgrounds.

ALL FAMILY ATTENDEES, WILL CALL, HOLDING

From The North

Take Highway 97 South. Exit at Yew Avenue. Turn left on Airport Way and travel .3 mile to Mount Hood Drive. Turn right on Mount Hood Drive into the fairgrounds.

From The South

Take Highway 97 North straight through Bend. From the city limits of Bend, proceed approximately 13 miles and exit at Exit 124, Airport Way. Turn right on Airport Way and proceed .3 mile to Mount Hood Drive. Turn right on Mount Hood Drive into the fairgrounds.

From The East

Take Highway 126 West. Turn left on SE Veterans Way. At the end of SE Veterans Way, turn left on SE Airport Way. Proceed 2.4 miles to Mount Hood Drive. Turn left on Mount Hood Drive into the fairgrounds.

From The West

Take Highway 126 East. Turn right on SW 27th Street. Proceed on SW 27th Street to the circle. From the circle turn right at Yew Avenue. Proceed on Yew Avenue past Highway 97 and travel .3 mile to Mount Hood Drive. Turn right on Mount Hood Drive into the fairgrounds.

EXHIBITORS

From The North

Take Highway 97 South. Take the Yew Avenue exit. Turn left on Airport Way and travel approximately 0.4-mile to Mount Jefferson Drive. Turn right on Mount Jefferson Drive into the fairgrounds and follow signs to Commercial Registration.

From The South

Take Highway 97 North straight through Bend. From the city limits of Bend, proceed approximately 13 miles and exit at Exit 124, Airport Way. Turn right on Airport Way and proceed approximately 0.25-mile to Mount Jefferson Drive. Turn right on Mount Jefferson Drive into the fairgrounds and follow signs to Commercial Registration.

From The East

Take Highway 126 West. Turn left on SE Veterans Way. At the end of SE Veterans Way, turn left on SE Airport Way. Proceed 2.5 miles and turn left on Mount Jefferson Drive into the fairgrounds and follow signs to Commercial Registration.

From The West

Take Highway 126 East. Turn right on SW 27th Street. Proceed on SW 27th Street to the circle. From the circle turn right at Yew Avenue. Proceed on Yew Avenue past Highway 97 and travel 0.25-mile to Mount Jefferson Drive. Turn right on Mount Jefferson Drive into the fairgrounds and follow signs to Commercial Registration.

PASSPORT, DAILY PASSPORT, DAY PASS

Take Highway 97 and exit at Yew Avenue/Airport Way. Go east on Airport Way and travel 0.3-mile to Mount Hood Drive. Turn right on Mount Hood Drive into the fairgrounds and follow the signs to Public Parking.

GPS COORDINATES

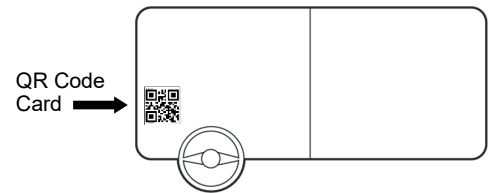
ADVANCE CREW 44°13'59.7"N 121°11'14.9"W
FAMILY 44°14'35.3"N 121°11'09.7"W
EXHIBITORS..... 44°14'24.4"N 121°11'17.6"W

CHECK-IN & LOCATION QR CODE CARD

During the “Adventure Peaks” convention, FMCA will utilize a relatively new method of tracking where attendees are parked with our Check-In & Location QR Code Card that’s included in your Confirmation Packet.

Tape the Location QR Code Card that is specific to your registration in the lower left-hand corner of your motorhome’s or towing vehicle’s windshield so the code faces out. After you have parked, members of FMCA’s Parking Team will scan the QR Code Card, registering the location of your RV on site in the event FMCA personnel need to locate you.


Make sure to have this card visible in your windshield once you are parked. If you cannot find the QR Code Card in your Confirmation Packet, call the Events Department (800-543-3622) and your card will be printed and sent to you. Also, make sure the QR Card has your name and member number on it. If it does not, give us a call for a new card.




BASIC PARKING SIGNALS

Parking at a convention can be a tricky endeavor with the number of RVs at the events. The basic parking signals shown to the right can help you park in a safe manner. These uniform signals will be used by Parking Team members to help direct you as you park.

These signals are usually given from the left rear of your RV. Never move the RV unless the parker is in plain view. When the parker leaves the preferred high-visibility left side of the RV to determine whether the other side is clearing, the STOP signal will be given. If at any time you do not understand the hand signal or additional directions are needed, wave your hand out the driver’s window and signal the parker to approach for conversation.




Move rear of RV to the left, as seen in mirror.



Come straight back.




Distance to go (palms apart indicating how far).



Move rear of RV to the right, as seen in mirror.





Slowly (when pumping palms down, like patting a dog).



Crossed forearms indicate STOP!


FMCA Supersized BOOK CLUB



Saturday, August 17, 1:30 pm
South Sister, Lava Room, Seminar 6

FMCA is hosting its ninth Supersized Book Club during the “Adventure Peaks” convention. Attendees are invited to read *The Sunriver Murders* by Ted Haynes. Ted will be in Redmond to discuss the book, answer questions, and sign copies.

To join the Supersized Book Club, visit join.fmca.com/or24bookclub



Ted Haynes is the author of both history and fiction set in Central Oregon, including four earlier books in the Northwest Murder Mystery Series. He and his wife first visited Bend in 1975 and live on the Little Deschutes River near Sunriver. Ted is a fisherman and competitive master swimmer. He has studied fiction writing with Hilary Jordan, Lynn Stegner, and Nancy Packer. He is a member of Mystery Writers of America and a founding board member of the Waterston Prize for Desert Writing. For more information please see www.tedhaynes.com.

DRIVEN TO CARE GOLF OUTING

The “Adventure Peaks” Convention Presented by Beaver Coach Sales will feature the **Driven To Care Golf Outing**, Friday, August 16, at the Juniper Golf Club. All proceeds will go to Hospice of Redmond – Camp Sunrise.

The outing will utilize a scramble format. Four-person teams will compete for big prizes; have lots of fun on a spectacular, challenging course; and contribute to a worthy cause. Plus, you’ll be playing with other RVers and making new friends throughout the round.

The \$125 fee includes 18 holes of golf with cart; practice range balls and continental breakfast prior to teeing off; on-course non-alcoholic beverages; and lunch and awards at the conclusion of the round. There will be longest-drive and closest-to-the-pin holes on both the front and back sides, and special “score improvement products” available for purchase prior to the shotgun start.

A limited number of spots are available for this outing, so call the Events Dept at (800) 543-3622 to sign up.



To honor the men and women who have served to protect the freedoms we enjoy, along with current or retired police, fire, and EMS/EMT personnel who keep our loved ones safe and us safe, we will have a special pictorial “Salute To Service” presentation running on a video monitor in the Information Center throughout the event. It will also be shown prior to Evening Entertainment on Friday, August 16, in the First Interstate Bank Center.

We encourage those who served to send us their name, branch (rank), or occupation, and a picture of themselves in uniform to be displayed on the big screen during the lead-up to entertainment. Go to www.fmca.com/fmca-salute to enter your information and upload your image, or send the info along with a photo (no originals, please) to: Salute To Service, 8291 Clough Pike, Cincinnati, OH 45244. Submissions must be received by **August 5, 2024**.



DRIVEN TO CARE SILENT AUCTION

During FMCA's "Adventure Peaks" Convention, August 14-17, 2024, in Redmond, Oregon, our designated charity will be the Hospice of Redmond — Camp Sunrise. This non-profit camp is offered at no charge to up to 40 children and teens who reside in Deschutes, Jefferson, and Crook counties. It was founded on the understanding that every child deserves the opportunity to grieve in a safe, supportive, and understanding environment. With loving support, children grieving a death can share their experiences with acceptance as they move through the healing process.

Attendees can participate in a couple of ways. First, chapters, areas, exhibitors, and individuals are encouraged to put together a box, basket, or bag filled with items fellow RVers would love to have. Examples could be things for the RV, gift cards, packaged food and drink, etc. A basket for the ladies? Or maybe something for the guys? Be creative. The second way is by bidding on the donated items.

Bids will be taken Wednesday and Thursday from 8:00 am to 5:00 pm, and Friday from 8:00 am to 3:00 pm at the Information Center in the North Sister building. At 3:00 pm on Friday, bids will close. Those with the winning bids will be contacted and must come to the Information Center to pay for and receive their item. If items are not picked up by 10:00 am on Saturday, August 17, we will move to the next winning bid.

We encourage all attendees to get involved as auction item providers or bidders (or both) to help this worthwhile cause.



Driven to Care

WITH FMCA



To register, contact the Events Department by calling (800) 543-3622; or register onsite and pick up your race packet at the Information Center (North Sister).

RACE INFO

- When: Friday, August 16, at 8 am - Rain or Shine (Please arrive by 7:45 am).
- Will reschedule for Saturday in the event of severe weather.
- Where: Meet at the start line near windmill at the west side of Mayfield Circle.
- Course distance will be approximately 1 mile.
- Bring your pets! All canine and feline participants should be on a leash.
- Participants may walk, run, or ride on mobility scooters. No bicycles, golf carts, or other motorized vehicles will be allowed.

REGISTRATION INFO

- \$10 per person.
- If you are walking as a couple or a group, please enter each person individually.
- All participants will receive a Magic Mile water bottle and participant packet.
- All proceeds will go to Hospice of Redmond — Camp Sunrise.



Camp Sunrise is founded on the understanding that every child deserves the opportunity to grieve in a safe, supportive, and understanding environment. With loving support, children grieving a death can share their experiences with acceptance as they move through the healing process. Support for parents and caregivers will further enhance the grieving child's journey to health.

FRIDAY, AUGUST 16 • 4:15 pm
KLEEN TANK TOWN CENTER



Gentlemen,


Proud of your facial hair? Then you'll want to sign up for FMCA's Whisker Games. Compete in one of three categories — Beard, Goatee, or Mustache — and be judged on the growth and grooming of your whiskers. From the three winners, the "Adventure Peaks" Mr. Whiskers Champion will be crowned by audience approval.

Sign up at the Information Center before noon on Friday, August 16, then report to the Kleen Tank Town Center stage by 4 pm. The whiskerless can join the fun as well. Cheer for your favorite furry-faced competitor, and help decide who will be Mr. Whiskers Redmond 2024.



Ladies,

Get ready to have a fashionably fun time of your own as FMCA presents the Great Hat-A-Tude Contest.



**GREAT HAT-A-TUDE
CONTEST**

Categories will include: Most Creative based on the convention theme, Gaudiest, Prettiest, and Ugliest. The winners of each category will then compete for the crown of "Adventure Peaks" Ms. Great Hat-A-Tude champion as determined through audience applause.

Sign up at the Information Center before noon on Friday, August 16, and be at the Kleen Tank Town Center Stage by 4:25 pm Those who are hatless can join the fun by participating as judges who decide the overall champion.

**FRIDAY, AUGUST 16, 4:40 PM
KLEEN TANK TOWN CENTER STAGE**

MOUNTAIN MAGIC PARADE

SATURDAY AUGUST 17

4:30 PM..... PARADE STAGING

5:00 PM..... MOUNTAIN MAGIC PARADE

5:30 PM..... PARADE AWARDS

**6:00 PM..... EVENING SUMMIT
CHAPTERFEST**

Celebrate the finale of the Redmond convention during our Mountain Magic Parade and Evening Summit Chapterfest.

**KLEEN TANK TOWN CENTER, MAYFIELD CIRCLE
FEATURING HELLER HIGHWATER**



EVENING SUMMIT CHAPTERFEST

WARNING

Exhaust Gas Is Deadly!

Exhaust gases contain carbon monoxide, an odorless and colorless gas that's formed during the combustion of hydrocarbon fuels. Carbon monoxide is poisonous and can cause unconsciousness and death. Symptoms of carbon monoxide poisoning include the following:

- Inability to think coherently
- Vomiting
- Muscular twitching
- Throbbing in the temples
- Dizziness
- Headache
- Weakness and sleepiness

If you or anyone else experiences any of these symptoms, shut down the generator; exit the immediate area (whether inside the RV or outside); and get into fresh air immediately. If the symptoms persist, seek medical attention immediately. Do not operate the generator again until it has been inspected and repaired.

The best protection against carbon monoxide inhalation is proper generator installation and frequent visual inspections of the complete exhaust system. Also, your motorhome should be equipped with a working carbon monoxide detector.

Did You Know?

Many attendees bring motorized transportation to FMCA events to help move about the grounds. These golf carts, scooters, etc. are a wonderful convenience for those who are not as mobile as they used to be.

Using these vehicles in close proximity to pedestrian traffic poses increased risk of an accident for which the user may be found responsible. Many owners of these vehicles may not be aware that their insurance does not protect them in case of an accident. These vehicles may not be covered under homeowner or motor vehicle policies. Insurance companies may consider these types of vehicles as "recreational vehicles" or "motor vehicles" and require that they be separately insured. Individuals may be able to purchase insurance coverage for these vehicles with an attachment (called a "rider") to an existing insurance policy. Several companies will cover a small, single-seat electric scooter used to transport a disabled person under a homeowner policy.

For your protection, and the protection of other attendees at FMCA events, ask your insurance agent whether your vehicle is covered under an existing policy or requires additional coverage. *Members and guests are responsible for their own property and liability while using their own RV, car, cart, bicycle, etc.*

QUILTER'S AND CRAFTER'S CORNER

Below are Crafts and Topic Classes that will be presented at the "Adventure Peaks" convention. These classes are offered for an additional fee. Sign-ups begin on Wednesday, August 14, at 8:00 am in North Sister. These are ticketed events. Limited class sizes.

Diamond Art Painting

Instructor: Lee Deal

- Sun Catchers
- Windchimes
- Book Markers
- Rally Earrings (New)

Jewelry — Stretch Bracelets

Instructor: Katie Taddeo, Katie's Design Studio

- Lava—two bracelets
- Adventure Peaks—three bracelets
- Tiger's Eye—two bracelets
- Redmond 109th Bracelet

Fun Art

Instructor: Cora Newell, "Art On The Road"

Visit Facebook, Cora Newell Art

- Summer Wildflowers (Acrylic)
- Oregon Beach Path (Acrylic)
- Zen Eagle (Colored Pencils)

Janell's Craft Studio

Instructor: Janell Allred

- Create An Insulated Travel Mug
- Convention Coffee Mug
- Key/Leash Holder
- Cricut Basics Class
- Cricut Advanced Class

REDMOND FAST FACTS

For Emergencies, dial 911.

Redmond is located in **Deschutes County**. Surrounding counties include Jefferson (north), Crook (east), Lake (southeast), Klamath (southwest), Lane (Southwest), and Linn (northwest). Redmond is approximately 15 miles northeast of Bend; 175 miles southeast of Portland; 325 miles southeast of Seattle, WA; and 318 miles east of Boise, ID. The area code is 541 and the zip code for the fairgrounds is 97756.

U.S. Post Office

314 S. W. 6th St.
Redmond, OR 97756
(541) 548-1071

St. Charles Redmond Hospital

1253 Northwest Canal Blvd.
Redmond, OR 97756
(541) 548-8131

Redmond Dental Group

1765 S.W. Parkway Dr.
Redmond, OR 97756
Daytime Hours: (541) 548-8175
24/7 Emergency Care Line: (866) 268-9631

Bend Animal Emergency and Specialty Center

1245 S.E. 3rd St., Suite C-3
Bend, OR 97702
(541) 385-9110

Weather broadcasts can be found on the following Tucson area TV and radio stations:

Digital TV Stations

KTVZ – 21 (NBC) KFXO – 39 (FOX)
KBNZ – 7 (CBS) KOHD – 18 (ABC)

Radio Stations

KRCO— 690 AM (Sports)
KBND — 1110 AM (News/Talk)
KBNW — 1340 AM (News/Talk)
KOAB — 91.3 FM (Public Radio)
KNLR — 97.5 FM (Christian Contemporary)
KWRX— 88.5 FM (Classical)
KTWS— 98.3 FM (Classic Rock)
KMTK—99.7 FM (Country)
KMGX — 100.7 (Classic Rock)
KQAK—105.7 FM (Classic Hits)

Cancellation Requests

Refunds for this convention will be made only upon written request by emailing (cancel@fmca.com). Cancellations made by June 26, 2024, will receive a full refund minus \$25 handling fee. Cancellations made after June 26, 2024, but before August 14, 2024, will receive a full refund minus a \$50 handling fee.

NEW ELECTRIC CANCELLATION POLICY: All cancellations made after July 24, 2024, but before August 14, 2024, will be refunded registration cost minus \$50; ELECTRIC FEES WILL NOT BE REFUNDED.

Absolutely no refunds August 14, 2024, and after. Badges and confirmation materials must be returned to the FMCA home office before any refund is issued.

GROCERY, PHARMACY, LAUNDRY, AND MISCELLANEOUS SHOPPING

The information below is provided solely as a courtesy to attendees and should not be construed as an endorsement or recommendation by FMCA for the businesses indicated.

Deschutes County Fair & Expo Center
3800 SW Airport Way
Redmond, OR 97756

WALMART SUPERCENTER

300 N.W. Oaktree Ln.
Redmond, OR 97756
Store Phone: (541) 923-5972
Hours: 6:00 am to 11:00 pm
Pharmacy Phone: (541) 923-6575

Pharmacy Hours: Monday through Saturday, 9:00 am to 7:00 pm, Sunday, 10:00 am to 6:00 pm

FRED MEYER

944 SW Veterans Way, Redmond, OR 97756
Store: (541) 504-5133
Hours: 7:00 am to 10:00 pm

SAFeway

1705 S. Highway 97, Redmond, OR 97756
Store: (541) 506-4160
Hours: 6:00 am to 12:00 am

EXPRESS ECO LAUNDROMAT — OFF-SITE

1604 S. Highway 97 #1, Redmond, OR 97756
Hours: 6:00 am to 10:00 pm
Phone: (541) 728-3715



RV Weighing Service

The RVSEF RV Weighing Service utilizes certified scales to determine individual wheel position loads. Owners complete a comprehensive worksheet that includes all critical weight and tire ratings. Scale readings and ratings are entered into a custom computer program that generates a weight analysis report, detailing safety margins on each component. Members receive a preliminary report at the weighing site, followed by a comprehensive report, including tire load/inflation tables, in the mail. The cost of the service is \$70.

There is no charge for the education program titled "RV Weight & Tire Safety" presented by RVSEF. Check your program for day, time, and location.

Sign up for RV weighing at the FMCA Information Center located in the North Sister Building on Wednesday, August 14, 8:00 am to 12:00 pm, or during exhibit hours in the supplier exhibits at the RV Safety & Education Foundation booth (513). Appointments are limited.